

Appendix A: Communications Material

Workshop 1: Bat Houses

Event Listing on YuKonstruct website: <http://yukonstruct.com/event/yukon-bat-house/>

Poster:



Workshop Photos:



Blog Post: <http://yukonstruct.com/2016/04/19/bat-box-building/>

Workshop 2: Paddle Making

Event Listing on YuKonstruct website:

<http://yukonstruct.com/event/make-wild-paddle/2016-06-16/>

Poster:

YuKconstruct PRESENTS THE:
Make It Wild!
Workshop Series

June 16 & 17, 6-9 pm
June 18, 2-5 pm
135 Industrial Road

WORKSHOP # 2

Paddle Making
with Bob Sharp

... and tips for sustainable fishing
with **Dennis Zimmermann**
of Fish on Yukon!

Brought to you in
partnership with:
Yukon Fish & Wildlife
Enhancement Trust

Workshop Photos:



Workshop 3: Pike Lures

Event Listing on YuKconstruct website: <http://yukonconstruct.com/event/pike-lures/>

Poster:

YuKonstruct PRESENTS THE:

Make It Wild!

Workshop Series

July 14, 7-9 pm
135 Industrial Road

WORKSHOP # 3

Make your own fishing lure!

Catching fish is fun... catching fish on a
lure that you made yourself is even better!

Brought to you in
partnership with:



Workshop Photos:



Workshop 4: Game Bags

Event Listing on YuKonstruct website: <http://yukonstruct.com/event/make-wild-game-bags/>

Poster:

The poster has a green background with white stars. At the top left, the text 'YuKonstruct' is in a stylized font, followed by 'PRESENTS THE:' in small letters, and 'Make It Wild!' in large, bold, black letters. Below this, 'Workshop Series' is written in a large, white, cursive font. To the right of the text is a brown, tied game bag with a dark silhouette of a moose on it. Below the main title, the date and time 'Sept. 7, 6-9 pm' and the location '135 Industrial Road' are listed. To the right of this, 'WORKSHOP # 4' is written in a bold, black font. A paragraph of text describes the workshop: 'Design and make a bag that will keep dirt and insects off of your meat... and learn tips from Conservation Officer **Aaron Koss Young** on caring for your game in the field!'. Below this text is a dark silhouette of a moose standing in a field of grass. To the right of the moose, the text 'Make your own reusable game bag!' is written in large, bold, yellow letters. At the bottom right, there is a logo for 'Yukon Fish & Wildlife Enhancement Trust' which includes a stylized fish and the text 'Yukon Fish & Wildlife Enhancement Trust'. At the bottom left, it says 'Brought to you in partnership with:'.

YuKonstruct PRESENTS THE:
Make It Wild!
Workshop Series

Sept. 7, 6-9 pm
135 Industrial Road

WORKSHOP # 4

Design and make a bag that will keep dirt and insects off of your meat... and learn tips from Conservation Officer **Aaron Koss Young** on caring for your game in the field!

Make your own reusable game bag!

Brought to you in partnership with: Yukon Fish & Wildlife Enhancement Trust

Workshop Photos:



Blog Post: <http://yukonstruct.com/2016/09/09/make-wild-re-usable-game-bags/>

Workshop 5: Dehydrator

Event Listing on YuKonstruct website:

<http://yukonconstruct.com/event/make-wild-diy-food-dehydrator/>

Poster:

YuKonstruct PRESENTS THE:
Make It Wild!
Workshop Series

October 19, 6-9 pm
135 Industrial Road

WORKSHOP # 5

Make your own food dehydrator!

Make a simple food dehydrator out of plywood and a lightbulb, and learn tips from Conservation Officer Aaron Koss-Young on harvesting game, reducing meat waste, and making delicious jerky!

Brought to you in partnership with:
Yukon Fish & Wildlife Enhancement Trust

Workshop Photos:



Workshop 6: Bird Boxes

Event Listing on YuKonstruct website: <http://yukonstruct.com/event/make-wild-make-bird-box/>

Poster:

YuKonstruct PRESENTS THE:

Make It Wild!

Workshop Series

Nov. 3, 6-9 pm
135 Industrial Road

WORKSHOP # 6

Make your own bird box!

Make a log bird box to promote habitat for Yukon's small cavity-nesting birds – swallows, bluebirds, and chickadees. Learn about local bird populations, tips to avoid squirrels, and how to pick a good spot to mount your bird box from **Ecologist, Katie Aitken.**

Brought to you in partnership with:


Yukon Fish & Wildlife
Enhancement Trust

Workshop Photos:



Blog Post: <http://yukonconstruct.com/2016/11/30/make-wild-bird-boxes/>

Workshop 7: Antler Carving

Event Listing on YuKonstruct website:

<http://yukonconstruct.com/event/make-wild-intro-antler-carving/>

Poster:

YuKonstruct PRESENTS THE:

Make It Wild!

Workshop Series

February 2, 6-9 pm
135 Industrial Road

WORKSHOP # 7

Intro to antler carving!

Learn how to make cool stuff from naturally shed antlers found in the Yukon. Using a variety of hand and power tools, **carver Mike Prawdzik** will show you how to make a piece of wearable art.

Brought to you in partnership with:


Yukon Fish & Wildlife
Enhancement Trust

Workshop Photos:



Workshop 8: Window Deterrents

Event Listing on YuKonstruct website:

<http://yukonstruct.com/event/make-wild-window-bird-deterrents/>

Poster:

YuKonstruct PRESENTS THE:

Make It Wild!

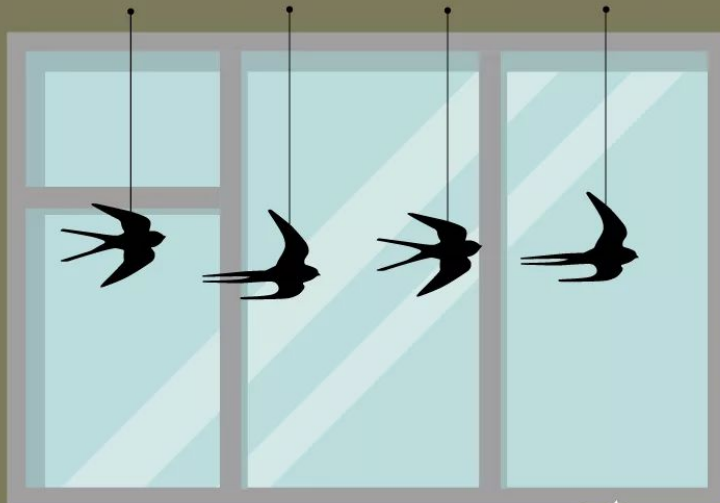
Workshop Series

February 22,
6-7:30 pm or 7:30-9pm
135 Industrial Road

WORKSHOP # 8

**Make
ornaments,
save birds!**

Make custom hanging
ornaments to deter bird
strikes from your windows!
Presentation by *Wildlife
Technician* **Scott Cameron**
on Yukon's migratory bird
habits and tips for keeping
birds safe from collision.





Swallows by Laymik, Noun Project

Brought to you in partnership with:


Yukon Fish & Wildlife
Enhancement Trust

Workshop Photos:



Blog Post:

Workshop 9: Ice Fishing

Event Listing on YuKonstruct website:

Poster:



YuKonstruct PRESENTS THE:
Make It Wild!
Workshop Series

April 1, 11am - 3pm
Little Atlin Lake

WORKSHOP # 9

Ice fishing at Little Atlin Lake!

With the right gear, and a little know-how, ice fishing is the perfect way to catch whitefish. Join us at Little Atlin Lake to learn more about sustainable ice fishing and try persuading a whitefish to accompany you home for supper. Sign up for the limited spots available to learn how to tie whitefish flies or to make a children's craft.

Brought to you in partnership with:


Yukon Fish & Wildlife
Enhancement Trust

Workshop Photos:

NOTE: As the workshop is planned for April 1, these photos are of the planned products for the day and of last year's similar event.

